

Grants

FACTS & FIGURES 2022-2023

As one of several forms of gift aid, grant monies do not need to be repaid. Grant offers are need-based and require the completion of the Free Application for Federal Student Aid (FAFSA) or the Texas Application for State Financial Aid (TASFA). In the 2022-2023 academic year, 20,448 students received at least one type of grant, and receipt varied widely between undergraduate and graduate or professional level students. Grant totals below do not reflect Higher Education Emergency Relief Funds (HEERF) provided directly to students during the COVID-19 pandemic.

\$152

million was paid to all students through grants

27%

of all students received at least one type of grant

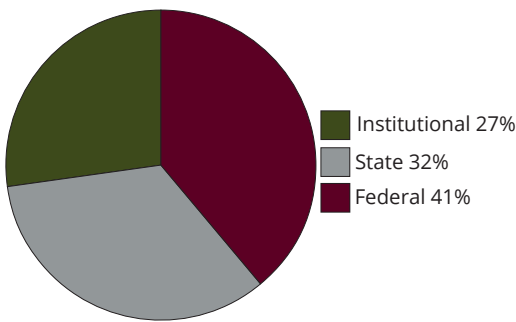
20%

of all undergraduates received a Federal Pell Grant

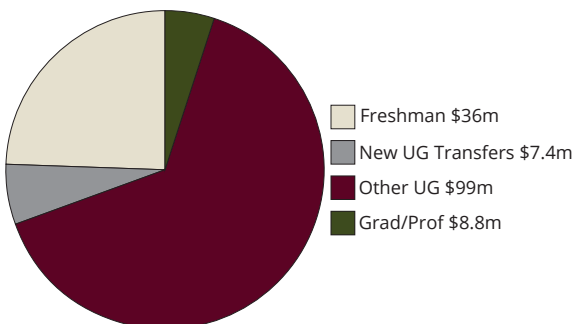
The average grant offer for all grant recipients was

\$7,411

Awards by Fund Source



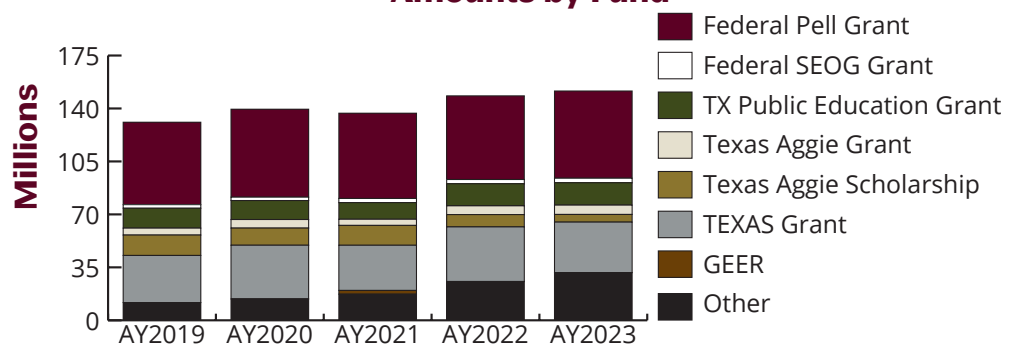
Amounts by Level



Grants by Fund and Level

	Students Assisted	Percent Receiving	Total Assistance	Average Amount
Freshman				
Federal Pell Grant	2,486	20%	\$13,189,791	\$5,306
Federal SEOG Grant	941	7%	\$639,187	\$679
TX Public Education Grant	1,671	13%	\$3,797,719	\$2,273
Texas Aggie Grant	224	2%	\$590,738	\$2,637
Texas Aggie Scholarship	301	2%	\$513,098	\$1,705
TEXAS Grant	2,184	17%	\$10,482,186	\$4,800
Other	2,652	21%	\$6,826,148	\$2,574
Total	4,303	34%	\$36,038,867	\$8,375
New Transfer Students				
Federal Pell Grant	715	21%	\$3,618,491	\$5,061
Federal SEOG Grant	158	5%	\$114,300	\$723
TX Public Education Grant	399	12%	\$625,940	\$1,569
Texas Aggie Grant	30	1%	\$44,063	\$1,469
Texas Aggie Scholarship	99	3%	\$111,242	\$1,124
TEXAS Grant	32	1%	\$119,500	\$3,734
Other	881	26%	\$2,803,830	\$3,183
Total	1,145	34%	\$7,437,366	\$6,496
Other Undergraduates				
Federal Pell Grant	7,951	19%	\$40,827,182	\$5,135
Federal SEOG Grant	3,652	9%	\$2,233,729	\$612
TX Public Education Grant	4,048	10%	\$7,480,875	\$1,848
Texas Aggie Grant	1,245	3%	\$1,860,324	\$1,494
Texas Aggie Scholarship	1,645	4%	\$4,436,068	\$2,697
TEXAS Grant	4,884	12%	\$22,764,164	\$4,661
Other	7,382	18%	\$19,641,375	\$2,661
Total	11,910	28%	\$99,243,717	\$8,333
Graduate and Professional				
TX Public Education Grant	1,743	10%	\$2,875,741	\$1,650
Texas Aggie Grant	996	6%	\$3,679,288	\$3,694
Other	1,142	6%	\$2,262,806	\$1,981
Total	3,090	17%	\$8,817,835	\$2,854

Amounts by Fund



The figures on this sheet represent all students enrolled at Texas A&M University except those who attended Galveston or Qatar for the full 2022-2023 academic year.