

Grants

FACTS & FIGURES 2023-2024

As one of several forms of gift aid, grant monies do not need to be repaid. Grant offers are need-based and require the completion of the Free Application for Federal Student Aid (FAFSA) or the Texas Application for State Financial Aid (TASFA). In the 2023-2024 academic year, 21,157 students received at least one type of grant, and receipt varied widely between undergraduate and graduate or professional level students. Grant totals below do not reflect Higher Education Emergency Relief Funds (HEERF) provided directly to students during the COVID-19 pandemic.

\$170

million was paid to all students through grants

27%

of all students received at least one type of grant

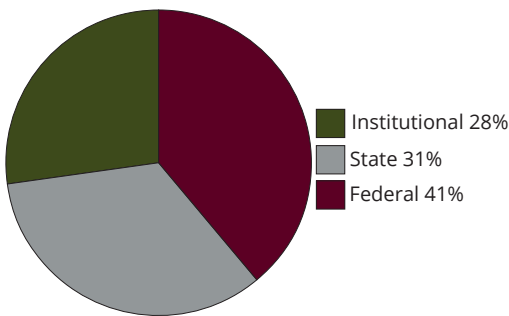
21%

of all undergraduates received a Federal Pell Grant

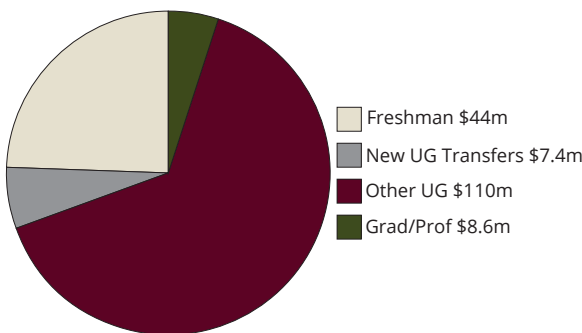
The average grant offer for all grant recipients was

\$8,058

Awards by Fund Source



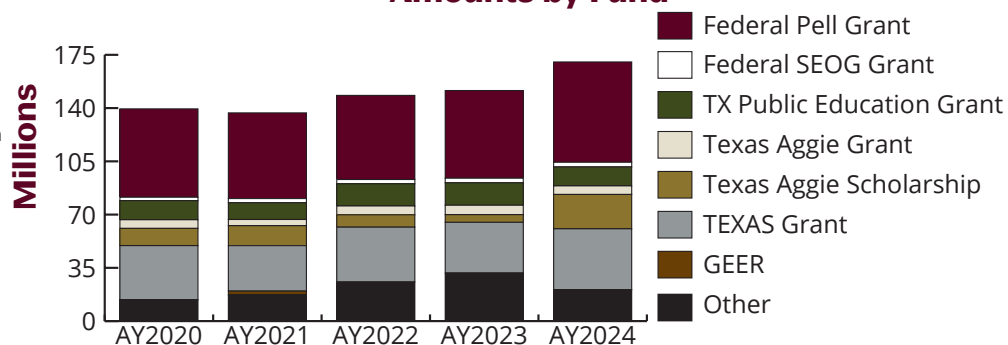
Amounts by Level



Grants by Fund and Level

	Students Assisted	Percent Receiving	Total Assistance	Average Amount
Freshman				
Federal Pell Grant	2,980	21%	\$17,438,082	\$5,852
Federal SEOG Grant	1,041	7%	\$686,268	\$659
TX Public Education Grant	1,934	14%	\$4,274,560	\$2,210
Texas Aggie Grant	610	4%	\$1,314,338	\$2,155
Texas Aggie Scholarship	905	6%	\$3,554,083	\$3,927
TEXAS Grant	2,675	19%	\$12,918,985	\$4,830
Other	2,183	16%	\$3,905,331	\$1,789
Total	4,715	34%	\$44,091,647	\$9,351
New Transfer Students				
Federal Pell Grant	710	20%	\$3,781,830	\$5,327
Federal SEOG Grant	173	5%	\$127,337	\$736
TX Public Education Grant	214	6%	\$328,128	\$1,533
Texas Aggie Grant	38	1%	\$54,750	\$1,441
Texas Aggie Scholarship	495	14%	\$2,446,559	\$4,943
TEXAS Grant	10	<1%	\$38,000	\$3,800
Other	431	12%	\$608,572	\$1,412
Total	1,031	30%	\$7,385,176	\$7,163
Other Undergraduates				
Federal Pell Grant	8,135	19%	\$44,840,926	\$5,512
Federal SEOG Grant	3,632	8%	\$2,227,537	\$613
TX Public Education Grant	2,832	7%	\$5,293,135	\$1,869
Texas Aggie Grant	763	2%	\$1,187,018	\$1,556
Texas Aggie Scholarship	4,054	9%	\$16,583,265	\$4,091
TEXAS Grant	4,921	11%	\$27,071,003	\$5,501
Other	6,699	15%	\$13,229,386	\$1,975
Total	12,170	28%	\$110,432,270	\$9,074
Graduate and Professional				
TX Public Education Grant	1,553	8%	\$2,597,405	\$1,673
Texas Aggie Grant	798	4%	\$3,074,852	\$3,853
Other	1,444	8%	\$2,902,338	\$2,010
Total	3,241	18%	\$8,574,595	\$2,646

Amounts by Fund



The figures on this sheet represent all students enrolled at Texas A&M University except those who attended Galveston or Qatar for the full 2023-2024 academic year.